

# Set-Screw Insulated Grounding Bushing

## For Threadless (GIB-LS) and Threaded (GIB-L) RMC IMC Conduit

GIB-LS-AC and IBC-LS-AC Series - with Aluminum Lay-In-Lug for Copper or Aluminum Conductors.

NEC/CEC:  
Listed for Ordinary Locations

### Applications

- GIB-LS Series insulated bushings fasten and ground threadless rigid metal conduit to an enclosure.
- GIB-L Series insulated bushings fasten and ground threaded rigid metal conduit to an enclosure.
- Can be used with a locknut to terminate conduit at an enclosure.
- Lug used to connect bonding jumper to a neutral bus bar.

### Features

- Temperature rating +150 °C (+302 °F).
- Insulating liner material is self-extinguishing.
- The plastic liner is tough. It won't chip, crack, swell or shrink. It resists corrosion, chemicals and temperature extremes. Surface friction is so low that wires can be pulled with virtually no abrasion on the cable insulation.

- GIB-LS Series is provided with a set-screw allowing fitting to lock bushing in any desired position.
- UL listed for use with copper or aluminum grounding conductors.
- Lugs not sold separately.

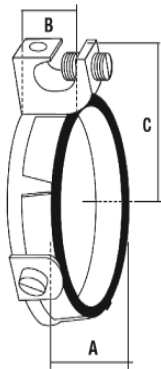
### Material/Finish

- Body: malleable iron/zinc plated
- Lug: aluminum/tin plated or bronze/bright dip
- Clamping and set screw: steel/zinc plated

### NEC/CEC Certifications and Compliances

- UL Standard: 467, 514B
- UL Listed: E24264
- CSA Standard: C22.2 No. 41
- NEMA: FB-1

Trade Size (Inches)	Wire Size		Dimensions in Millimeters (Inches)			Appleton™ Catalog Number Aluminum Lug	O-Z/Gedney™ Catalog Number Aluminum Lug
	Min.	Max.	A Bushing Diameter	B Bushing Height	C Turning Radius w/Lug		
1/2	14 SOL	4 STR	30.2 (1.19)	11.2 (0.44)	30.2 (1.19)	GIB-50LS-4AC	IBC-50LS-4AC
3/4	14 SOL	4 STR	36.6 (1.44)	12.7 (0.50)	33.3 (1.31)	GIB-75LS-4AC	IBC-75LS-4AC
1	14 SOL	4 STR	44.5 (1.75)	14.2 (0.56)	36.6 (1.44)	GIB-100LS-4AC	IBC-100LS-4AC
1	14 SOL	2/0 STR	44.5 (1.75)	14.2 (0.56)	42.9 (1.69)	GIB-100LS-20AC	IBC-100LS-20AC
1-1/4	14 SOL	4 STR	54.1 (2.13)	16.0 (0.63)	41.4 (1.63)	GIB-125LS-4AC	IBC-125LS-4AC
1-1/4	14 SOL	2/0 STR	54.1 (2.13)	16.0 (0.63)	35.8 (1.41)	GIB-125LS-20AC	IBC-125LS-20AC
1-1/2	14 SOL	4 STR	58.7 (2.31)	17.5 (0.69)	44.5 (1.75)	GIB-150LS-4AC	IBC-150LS-4AC
1-1/2	14 SOL	2/0 STR	58.7 (2.31)	17.5 (0.69)	50.8 (2.00)	GIB-150LS-20AC	IBC-150LS-20AC
2	14 SOL	4 STR	71.4 (2.81)	19.1 (0.75)	50.8 (2.00)	GIB-200LS-4AC	IBC-200LS-4AC
2	14 SOL	2/0 STR	71.4 (2.81)	19.1 (0.75)	57.2 (2.25)	GIB-200LS-20AC	IBC-200LS-20AC
2-1/2	14 SOL	4 STR	85.9 (3.38)	22.4 (0.88)	57.2 (2.25)	GIB-250LS-4AC	IBC-250LS-4AC
2-1/2	14 SOL	2/0 STR	85.9 (3.38)	22.4 (0.88)	63.5 (2.50)	GIB-250LS-20AC	IBC-250LS-20AC
2-1/2	6 STR	250 STR	85.9 (3.38)	22.4 (0.88)	62.7 (2.47)	GIB-250LS-25AC	IBC-250LS-25AC
3	14 SOL	4 STR	103.1 (4.06)	33.3 (1.31)	66.8 (2.63)	GIB-300LS-4AC	IBC-300LS-4AC
3	14 SOL	2/0 STR	103.1 (4.06)	33.3 (1.31)	71.4 (2.81)	GIB-300LS-20AC	IBC-300LS-20AC
3	6 STR	250 STR	103.1 (4.06)	33.3 (1.31)	84.1 (3.31)	GIB-300LS-25AC	IBC-300LS-25AC



APPLETON™ OZ/GEDNEY™

COMMERCIAL AND INDUSTRIAL FITTINGS: BUSHINGS AND LOCKNUTS

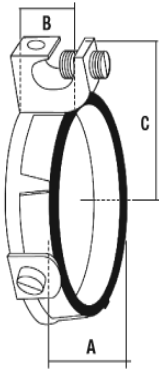
# Set-Screw Insulated Grounding Bushing

## For Threadless RMC IMC Conduit

GIB-LS-AC and IBC-LS-AC Series - with Aluminum Lay-In-Lug for Copper or Aluminum Conductors.

**NEC/CEC:**  
Listed for Ordinary Locations

Trade Size (Inches)	Wire Size		Dimensions in Millimeters (Inches)			Appleton™ Catalog Number Aluminum Lug	O-Z/Gedney™ Catalog Number Aluminum Lug
	Min.	Max.	A Bushing Diameter	B Bushing Height	C Turning Radius w/Lug		
3-1/2	14 SOL	4 STR	114.3 (4.50)	25.4 (1.00)	73.2 (2.88)	GIB-350LS-4AC	IBC-350LS-4AC
	14 SOL	2/0 STR	114.3 (4.50)	25.4 (1.00)	77.7 (3.06)	GIB-350LS-20AC	IBC-350LS-20AC
	6 STR	250 STR	114.3 (4.50)	25.4 (1.00)	88.9 (3.50)	GIB-350LS-25AC	IBC-350LS-25AC
4	14 SOL	4 STR	131.8 (5.19)	26.9 (1.06)	79.5 (3.13)	GIB-400LS-4AC	IBC-400LS-4AC
	14 SOL	2/0 STR	131.8 (5.19)	26.9 (1.06)	85.9 (3.38)	GIB-400LS-20AC	IBC-400LS-20AC
	6 STR	250 STR	131.8 (5.19)	26.9 (1.06)	96.8 (3.81)	GIB-400LS-25AC	IBC-400LS-25AC
5	14 SOL	4 STR	153.9 (6.06)	31.8 (1.25)	92.2 (3.63)	GIB-500LS-4AC	IBC-500LS-4AC
	14 SOL	2/0 STR	153.9 (6.06)	31.8 (1.25)	98.6 (3.88)	GIB-500LS-20AC	IBC-500LS-20AC
	6 STR	250 STR	153.9 (6.06)	31.8 (1.25)	109.5 (4.31)	GIB-500LS-25AC	IBC-500LS-25AC
6	14 SOL	4 STR	184.2 (7.25)	33.3 (1.31)	108.0 (4.25)	GIB-600LS-4AC	IBC-600LS-4AC
	14 SOL	2/0 STR	184.2 (7.25)	33.3 (1.31)	112.8 (4.44)	GIB-600LS-20AC	IBC-600LS-20AC
	6 STR	250 STR	184.2 (7.25)	33.3 (1.31)	124.0 (4.88)	GIB-600LS-25AC	IBC-600LS-25AC



APPLETON™ OZ/GEDNEY™

COMMERCIAL AND INDUSTRIAL FITTINGS, BUSHINGS AND LOCKNUTS

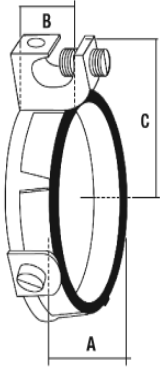
# Set-Screw Insulated Grounding Bushing

## For Threadless RMC IMC Conduit

IBC-LS-BC Series - with Bronze Lay-In-Lug for Copper Conductors.

NEC/CEC:  
Listed for Ordinary Locations

Trade Size (Inches)	Wire Size		Dimensions in Millimeters (Inches)			Appleton™ Catalog Number Bronze Lug	O-Z/Gedney™ Catalog Number Bronze Lug
	Min.	Max.	A Bushing Diameter	B Bushing Height	C Turning Radius w/Lug		
1/2	14 SOL	4 STR	30.2 (1.19)	11.2 (0.44)	30.2 (1.19)	—	IBC-50LS-4BC
3/4	14 SOL	4 STR	36.6 (1.44)	12.7 (0.50)	33.3 (1.31)	—	IBC-75LS-4BC
1	14 SOL	4 STR	44.5 (1.75)	14.2 (0.56)	36.6 (1.44)	—	IBC-100LS-4BC
1	14 SOL	2/0 STR	44.5 (1.75)	14.2 (0.56)	42.9 (1.69)	—	IBC-100LS-20BC
1-1/4	14 SOL	4 STR	54.1 (2.13)	16.0 (0.63)	41.4 (1.63)	—	IBC-125LS-4BC
1-1/4	14 SOL	2/0 STR	54.1 (2.13)	16.0 (0.63)	35.8 (1.41)	—	IBC-125LS-20BC
1-1/2	14 SOL	4 STR	58.7 (2.31)	17.5 (0.69)	44.5 (1.75)	—	IBC-150LS-4BC
1-1/2	14 SOL	2/0 STR	58.7 (2.31)	17.5 (0.69)	50.8 (2.00)	—	IBC-150LS-20BC
2	14 SOL	4 STR	71.4 (2.81)	19.1 (0.75)	50.8 (2.00)	—	IBC-200LS-4BC
2	14 SOL	2/0 STR	71.4 (2.81)	19.1 (0.75)	57.2 (2.25)	—	IBC-200LS-20BC
2-1/2	14 SOL	4 STR	85.9 (3.38)	22.4 (0.88)	57.2 (2.25)	—	IBC-250LS-4BC
2-1/2	14 SOL	2/0 STR	85.9 (3.38)	22.4 (0.88)	63.5 (2.50)	—	IBC-250LS-20BC
2-1/2	6 STR	250 STR	85.9 (3.38)	22.4 (0.88)	62.7 (2.47)	—	IBC-250LS-25BC
3	14 SOL	4 STR	103.1 (4.06)	33.3 (1.31)	66.8 (2.63)	—	IBC-300LS-4BC
3	14 SOL	2/0 STR	103.1 (4.06)	33.3 (1.31)	71.4 (2.81)	—	IBC-300LS-20BC
3	6 STR	250 STR	103.1 (4.06)	33.3 (1.31)	84.1 (3.31)	—	IBC-300LS-25BC



APPLETON™ OZ/GEDNEY™


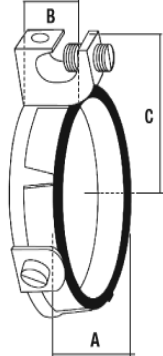
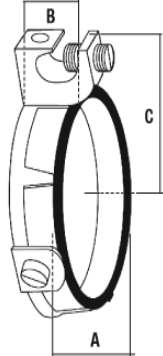
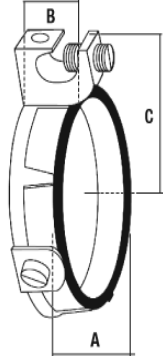
COMMERCIAL AND INDUSTRIAL FITTINGS: BUSHINGS AND LOCKNUTS

# Set-Screw Insulated Grounding Bushing

## For Threadless RMC IMC Conduit

IBC-LS-BC Series - with Bronze Lay-In-Lug for Copper Conductors.

NEC/CEC:  
Listed for Ordinary Locations

Trade Size (Inches)	Wire Size		Dimensions in Millimeters (Inches)			Appleton™ Catalog Number Bronze Lug	O-Z/Gedney™ Catalog Number Bronze Lug	
	Min.	Max.	A Bushing Diameter	B Bushing Height	C Turning Radius w/Lug			
	3-1/2	14 SOL	4 STR	114.3 (4.50)	25.4 (1.00)	73.2 (2.88)	—	IBC-350LS-4BC
	3-1/2	14 SOL	2/0 STR	114.3 (4.50)	25.4 (1.00)	77.7 (3.06)	—	IBC-350LS-20BC
	3-1/2	6 STR	250 STR	114.3 (4.50)	25.4 (1.00)	88.9 (3.50)	—	IBC-350LS-25BC
	4	14 SOL	4 STR	131.8 (5.19)	26.9 (1.06)	79.5 (3.13)	—	IBC-400LS-4BC
	4	14 SOL	2/0 STR	131.8 (5.19)	26.9 (1.06)	85.9 (3.38)	—	IBC-400LS-20BC
	4	6 STR	250 STR	131.8 (5.19)	26.9 (1.06)	96.8 (3.81)	—	IBC-400LS-25BC
	5	14 SOL	4 STR	153.9 (6.06)	31.8 (1.25)	92.2 (3.63)	—	IBC-500LS-4BC
	5	14 SOL	2/0 STR	153.9 (6.06)	31.8 (1.25)	98.6 (3.88)	—	IBC-500LS-20BC
	5	6 STR	250 STR	153.9 (6.06)	31.8 (1.25)	109.5 (4.31)	—	IBC-500LS-25BC
	6	14 SOL	4 STR	184.2 (7.25)	33.3 (1.31)	108.0 (4.25)	—	IBC-600LS-4BC
	6	14 SOL	2/0 STR	184.2 (7.25)	33.3 (1.31)	112.8 (4.44)	—	IBC-600LS-20BC
	6	6 STR	250 STR	184.2 (7.25)	33.3 (1.31)	124.0 (4.88)	—	IBC-600LS-25BC

APPLETON™ OZ/GEDNEY™

COMMERCIAL AND INDUSTRIAL FITTINGS, BUSHINGS AND LOCKNUTS

# Set-Screw Insulated Grounding Bushing

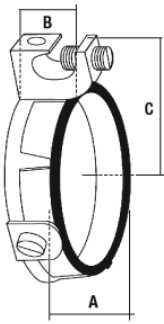
## For Threaded RMC IMC Conduit

GIB-L-AC and IBC-L-AC Series - with Aluminum Lay-In-Lug for Copper or Aluminum Conductors Only.

NEC/CEC:  
Listed for Ordinary Locations

APPLETON™ OZ/GEDNEY™

COMMERCIAL AND INDUSTRIAL FITTINGS: BUSHINGS AND LOCKNUTS



Trade Size (Inches)	Wire Size		Dimensions in Millimeters (Inches)			Appleton™ Catalog Number Aluminum Lug	O-Z/Gedney™ Catalog Number Aluminum Lug
	Min.	Max.	A Bushing Diameter	B Bushing Height	C Turning Radius w/Lug		
1/2	14 SOL	4 STR	35.8 (1.41)	11.2 (0.44)	30.2 (1.19)	GIB-50L-4AC	IBC-50L-4AC
3/4	14 SOL	4 STR	36.6 (1.44)	12.7 (0.50)	33.3 (1.31)	GIB-75L-4AC	IBC-75L-4AC
1	14 SOL	4 STR	44.5 (1.75)	14.2 (0.56)	36.6 (1.44)	GIB-100L-4AC	IBC-100L-4AC
1	14 SOL	2/0 STR	44.5 (1.75)	14.2 (0.56)	42.9 (1.69)	GIB-100L-20AC	IBC-100L-20AC
1-1/4	14 SOL	4 STR	54.1 (2.13)	16.0 (0.63)	41.4 (1.63)	GIB-125L-4AC	IBC-125L-4AC
1-1/4	14 SOL	2/0 STR	54.1 (2.13)	16.0 (0.63)	35.8 (1.41)	GIB-125L-20AC	IBC-125L-20AC
1-1/2	14 SOL	4 STR	58.7 (2.31)	17.5 (0.69)	44.5 (1.75)	GIB-150L-4AC	IBC-150L-4AC
1-1/2	14 SOL	2/0 STR	58.7 (2.31)	17.5 (0.69)	50.8 (2.00)	GIB-150L-20AC	IBC-150L-20AC
2	14 SOL	4 STR	71.4 (2.81)	19.1 (0.75)	50.8 (2.00)	GIB-200L-4AC	IBC-200L-4AC
2	14 SOL	2/0 STR	71.4 (2.81)	19.1 (0.75)	57.2 (2.25)	GIB-200L-20AC	IBC-200L-20AC
2-1/2	14 SOL	4 STR	85.9 (3.38)	22.4 (0.88)	57.2 (2.25)	GIB-250L-4AC	IBC-250L-4AC
2-1/2	14 SOL	2/0 STR	85.9 (3.38)	22.4 (0.88)	63.5 (2.50)	GIB-250L-20AC	IBC-250L-20AC
2-1/2	6 STR	250 STR	85.9 (3.38)	22.4 (0.88)	62.7 (2.47)	GIB-250L-25AC	IBC-250L-25AC
3	14 SOL	4 STR	103.1 (4.06)	33.3 (1.31)	66.8 (2.63)	GIB-300L-4AC	IBC-300L-4AC
3	14 SOL	2/0 STR	103.1 (4.06)	33.3 (1.31)	71.4 (2.81)	GIB-300L-20AC	IBC-300L-20AC
3	6 STR	250 STR	103.1 (4.06)	33.3 (1.31)	84.1 (3.31)	GIB-300L-25AC	IBC-300L-25AC


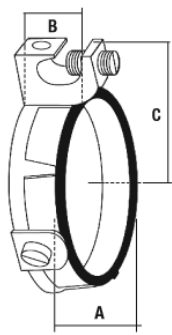


# Set-Screw Insulated Grounding Bushing

## For Threaded RMC IMC Conduit

GIB-L-AC and IBC-L-AC Series - with Aluminum Lay-In-Lug for Copper or Aluminum Conductors.

NEC/CEC:  
Listed for Ordinary Locations

Trade Size (Inches)	Wire Size		Dimensions in Millimeters (Inches)			Appleton™ Catalog Number Aluminum Lug	O-Z/Gedney™ Catalog Number Aluminum Lug	
	Min.	Max.	A Bushing Diameter	B Bushing Height	C Turning Radius w/Lug			
	3-1/2	14 SOL	4 STR	114.3 (4.50)	25.4 (1.00)	73.2 (2.88)	GIB-350L-4AC	IBC-350L-4AC
	3-1/2	14 SOL	2/0 STR	114.3 (4.50)	25.4 (1.00)	77.7 (3.06)	GIB-350L-20AC	IBC-350L-20AC
	3-1/2	6 STR	250 STR	114.3 (4.50)	25.4 (1.00)	88.9 (3.50)	GIB-350L-25AC	IBC-350L-25AC
	4	14 SOL	4 STR	131.8 (5.19)	26.9 (1.06)	79.5 (3.13)	GIB-400L-4AC	IBC-400L-4AC
	4	14 SOL	2/0 STR	131.8 (5.19)	26.9 (1.06)	85.9 (3.38)	GIB-400L-20AC	IBC-400L-20AC
	4	6 STR	250 STR	131.8 (5.19)	26.9 (1.06)	96.8 (3.81)	GIB-400L-25AC	IBC-400L-25AC
	5	14 SOL	4 STR	153.9 (6.06)	31.8 (1.25)	92.2 (3.63)	GIB-500L-4AC	IBC-500L-4AC
	5	14 SOL	2/0 STR	153.9 (6.06)	31.8 (1.25)	98.6 (3.88)	GIB-500L-20AC	IBC-500L-20AC
	5	6 STR	250 STR	153.9 (6.06)	31.8 (1.25)	109.5 (4.31)	GIB-500L-25AC	IBC-500L-25AC
	6	14 SOL	4 STR	184.2 (7.25)	33.3 (1.31)	108.0 (4.25)	GIB-600L-4AC	IBC-600L-4AC
	6	14 SOL	2/0 STR	184.2 (7.25)	33.3 (1.31)	112.8 (4.44)	GIB-600L-20AC	IBC-600L-20AC
	6	6 STR	250 STR	184.2 (7.25)	33.3 (1.31)	124.0 (4.88)	GIB-600L-25AC	IBC-600L-25AC

APPLETON OZ/GEDNEY

COMMERCIAL AND INDUSTRIAL FITTINGS: BUSHINGS AND LOCKNUTS

# Set-Screw Insulated Grounding Bushing

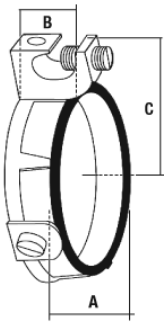
## For Threaded RMC IMC Conduit

GIB-L-BC and IBC-L-BC Series - with Bronze Lay-In-Lug for Copper Conductors Only.

NEC/CEC:  
Listed for Ordinary Locations

APPLETON™ OZ/GEDNEY™

COMMERCIAL AND INDUSTRIAL FITTINGS: BUSHINGS AND LOCKNUTS



Trade Size (Inches)	Wire Size		Dimensions in Millimeters (Inches)			Appleton™ Catalog Number Bronze Lug	O-Z/Gedney™ Catalog Number Bronze Lug
	Min.	Max.	A Bushing Diameter	B Bushing Height	C Turning Radius w/Lug		
1/2	14 SOL	4 STR	35.8 (1.41)	11.2 (0.44)	30.2 (1.19)	GIB-50L-4BC	IBC-50L-4BC
3/4	14 SOL	4 STR	36.6 (1.44)	12.7 (0.50)	33.3 (1.31)	GIB-75L-4BC	IBC-75L-4BC
1	14 SOL	4 STR	44.5 (1.75)	14.2 (0.56)	36.6 (1.44)	GIB-100L-4BC	IBC-100L-4BC
1	14 SOL	2/0 STR	44.5 (1.75)	14.2 (0.56)	42.9 (1.69)	GIB-100L-20BC	IBC-100L-20BC
1-1/4	14 SOL	4 STR	54.1 (2.13)	16.0 (0.63)	41.4 (1.63)	GIB-125L-4BC	IBC-125L-4BC
1-1/4	14 SOL	2/0 STR	54.1 (2.13)	16.0 (0.63)	35.8 (1.41)	GIB-125L-20BC	IBC-125L-20BC
1-1/2	14 SOL	4 STR	58.7 (2.31)	17.5 (0.69)	44.5 (1.75)	GIB-150L-4BC	IBC-150L-4BC
1-1/2	14 SOL	2/0 STR	58.7 (2.31)	17.5 (0.69)	50.8 (2.00)	GIB-150L-20BC	IBC-150L-20BC
2	14 SOL	4 STR	71.4 (2.81)	19.1 (0.75)	50.8 (2.00)	GIB-200L-4BC	IBC-200L-4BC
2	14 SOL	2/0 STR	71.4 (2.81)	19.1 (0.75)	57.2 (2.25)	GIB-200L-20BC	IBC-200L-20BC
2-1/2	14 SOL	4 STR	85.9 (3.38)	22.4 (0.88)	57.2 (2.25)	GIB-250L-4BC	IBC-250L-4BC
2-1/2	14 SOL	2/0 STR	85.9 (3.38)	22.4 (0.88)	63.5 (2.50)	GIB-250L-20BC	IBC-250L-20BC
2-1/2	6 STR	250 STR	85.9 (3.38)	22.4 (0.88)	62.7 (2.47)	—	IBC-250L-25BC
3	14 SOL	4 STR	103.1 (4.06)	33.3 (1.31)	66.8 (2.63)	GIB-300L-4BC	IBC-300L-4BC
3	14 SOL	2/0 STR	103.1 (4.06)	33.3 (1.31)	71.4 (2.81)	GIB-300L-20BC	IBC-300L-20BC
3	6 STR	250 STR	103.1 (4.06)	33.3 (1.31)	84.1 (3.31)	—	IBC-300L-25BC




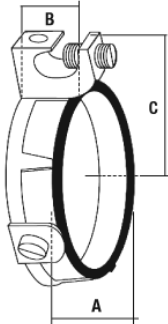
# Set-Screw Insulated Grounding Bushing

## For Threaded RMC IMC Conduit

GIB-L-BC and IBC-L-BC Series - with Bronze Lay-In-Lug for Copper Conductors Only.

**NEC/CEC:**  
Listed for Ordinary Locations

Trade Size (Inches)	Wire Size		Dimensions in Millimeters (Inches)			Appleton™ Catalog Number Bronze Lug	O-Z/Gedney™ Catalog Number Bronze Lug	
	Min.	Max.	A Bushing Diameter	B Bushing Height	C Turning Radius w/Lug			
	3-1/2	14 SOL	4 STR	114.3 (4.50)	25.4 (1.00)	73.2 (2.88)	GIB-350L-4BC	IBC-350L-4BC
	3-1/2	14 SOL	2/0 STR	114.3 (4.50)	25.4 (1.00)	77.7 (3.06)	GIB-350L-20BC	IBC-350L-20BC
	3-1/2	6 STR	250 STR	114.3 (4.50)	25.4 (1.00)	88.9 (3.50)	—	IBC-350L-25BC
	4	14 SOL	4 STR	131.8 (5.19)	26.9 (1.06)	79.5 (3.13)	GIB-400L-4BC	IBC-400L-4BC
	4	14 SOL	2/0 STR	131.8 (5.19)	26.9 (1.06)	85.9 (3.38)	GIB-400L-20BC	IBC-400L-20BC
	4	6 STR	250 STR	131.8 (5.19)	26.9 (1.06)	96.8 (3.81)	—	IBC-400L-25BC
	5	14 SOL	4 STR	153.9 (6.06)	31.8 (1.25)	92.2 (3.63)	GIB-500L-4BC	IBC-500L-4BC
	5	14 SOL	2/0 STR	153.9 (6.06)	31.8 (1.25)	98.6 (3.88)	GIB-500L-20BC	IBC-500L-20BC
	5	6 STR	250 STR	153.9 (6.06)	31.8 (1.25)	109.5 (4.31)	—	IBC-500L-25BC
	6	14 SOL	4 STR	184.2 (7.25)	33.3 (1.31)	108.0 (4.25)	GIB-600L-4BC	IBC-600L-4BC
6	14 SOL	2/0 STR	184.2 (7.25)	33.3 (1.31)	112.8 (4.44)	GIB-600L-20BC	IBC-600L-20BC	
6	6 STR	250 STR	184.2 (7.25)	33.3 (1.31)	124.0 (4.88)	—	IBC-600L-25BC	



APPLETON™ OZ/GEDNEY™

COMMERCIAL AND INDUSTRIAL FITTINGS, BUSHINGS AND LOCKNUTS